


FOUR-FOLD DOOR SAFETY FEATURES



MONITORED ELECTRIC SAFETY EDGES

INNOVATIVE SAFETY FEATURES TO KEEP YOUR FOUR-FOLD DOOR SYSTEM OPERATING SAFELY & EFFICIENTLY

STANDARD SAFETY FEATURES:

- **MONITORED ELECTRIC SAFETY EDGES:** Reverse door upon contact with obstructions at the lead edge.
- **EXTERIOR LIGHT CURTAIN PHOTO EYES:** Provide continuous protection from the floor to 72" in height to sense both objects and personnel near the floor as well as higher clearance vehicles such as fire apparatus. This sensor is designed to mount closer to the panel face for better protection near the doors path of travel.
- **HINGE GUARDS:** Plastic Hinge Guards limit access to the hinge gap at each jamb and alert personnel to keep the area clear.



EXTERIOR LIGHT CURTAIN PHOTO EYES



HINGE GUARDS


OPTIONAL SAFETY FEATURES:

- AUDIO / VISUAL WARNING BEACON:** Provides warning prior to automatic closing of the door and during both the opening and closing motion.
- INTERIOR IS40P PRESENCE SENSOR:** Senses objects approaching from interior. (BEA LZR-Widescan on doors over 16' tall).
- INTERIOR SWING PATH SAFETY EDGES:** Senses objects in the path of the swinging panel. These safety edges include a wireless transmitter system, so conduit is not needed.




AUDIO / VISUAL WARNING BEACON

#10-00-754



INTERIOR PRESENCE SENSOR



INTERIOR SWING PATH SAFETY EDGES